

**Human Rights Division**

**Monthly Report**

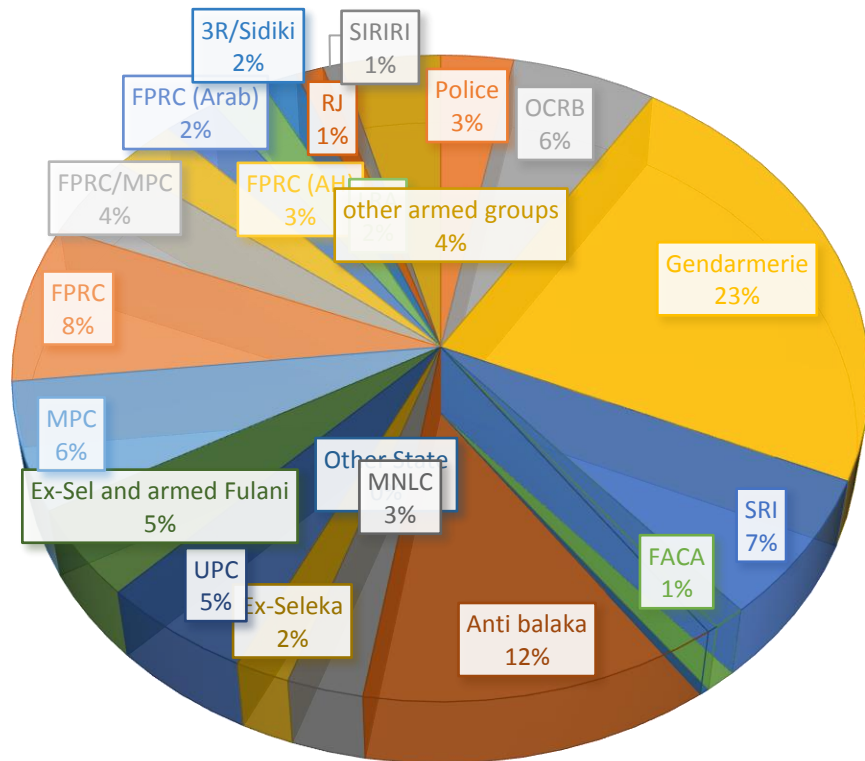
**February 2018**

In February, MINUSCA Human Rights Division (HRD) recorded 266 new cases of human rights violations and abuses and violations of international humanitarian law affecting 365 victims including 274 men, 55 women, 19 boys, 12 girls, and five unknown children. These figures represent a 31.9 percent decrease in the number of incidents of violations and abuses of international human rights and violations of international humanitarian law and a decrease of 25.8 percent in the number of victims compared to the month of January which recorded 391 incidents and 492 victims. Among the 266 cases, 71 were breaches of international humanitarian law which affected civilians, members of the humanitarian community and also had severe implications on some of the six grave violations of children’s rights under the MRM.

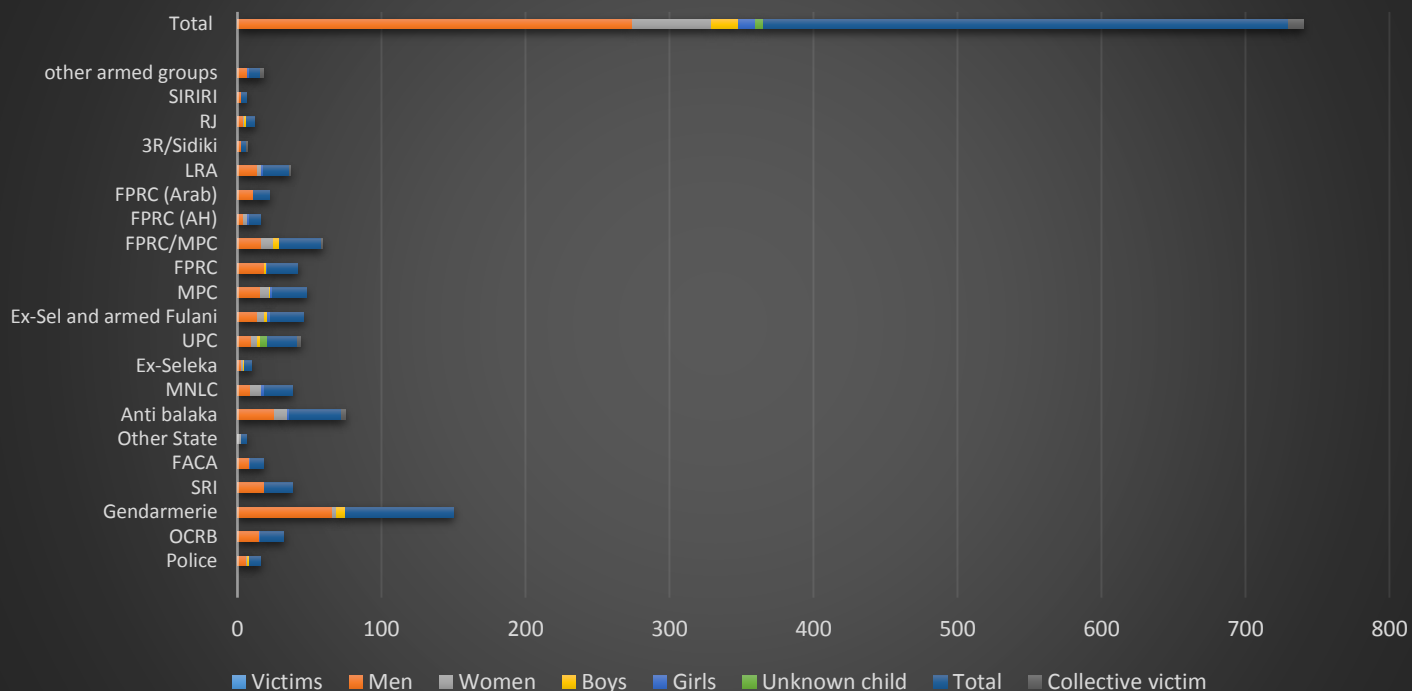
Armed groups committed 159 abuses (59.8 % of the total number of violations/abuses recorded in February) affecting 235 victims (64.4 %). This represents a 10.7 percent decrease in the total number of incidents and 13.6 percent decrease in the total number of victims, compared to the previous month, which recorded 178 abuses with 272 victims. Armed groups perpetrated mainly killings, cruel and inhuman treatment, rape and other forms of conflict related sexual violence, arbitrary deprivation of liberty, abductions, extortion, pillaging, appropriation and destruction of property, and attacks on peacekeepers.

State agents were responsible for 107 violations (40.2 % of the total number of violations/abuses) of international human rights law affecting 130 victims (35.6 %). This represents a 49.9 percent decrease in the total number of incidents and 40.9 percent decrease in the total number of victims as compared to the previous month, which recorded 213 violations with 220 victims. Violations by State agents, as in previous months, were mainly cases of arbitrary detention, caused by the failure to respect the 72 hour (renewable once) legal limit for holding suspects before presenting them before a judicial authority. Such cases were recorded mainly in the western part of the country, where the Police and Gendarmerie are present.

**NUMBER OF INCIDENTS OF HUMAN RIGHTS VIOLATIONS/ABUSES IN FEBRUARY 2018 BY PERPETRATORS**



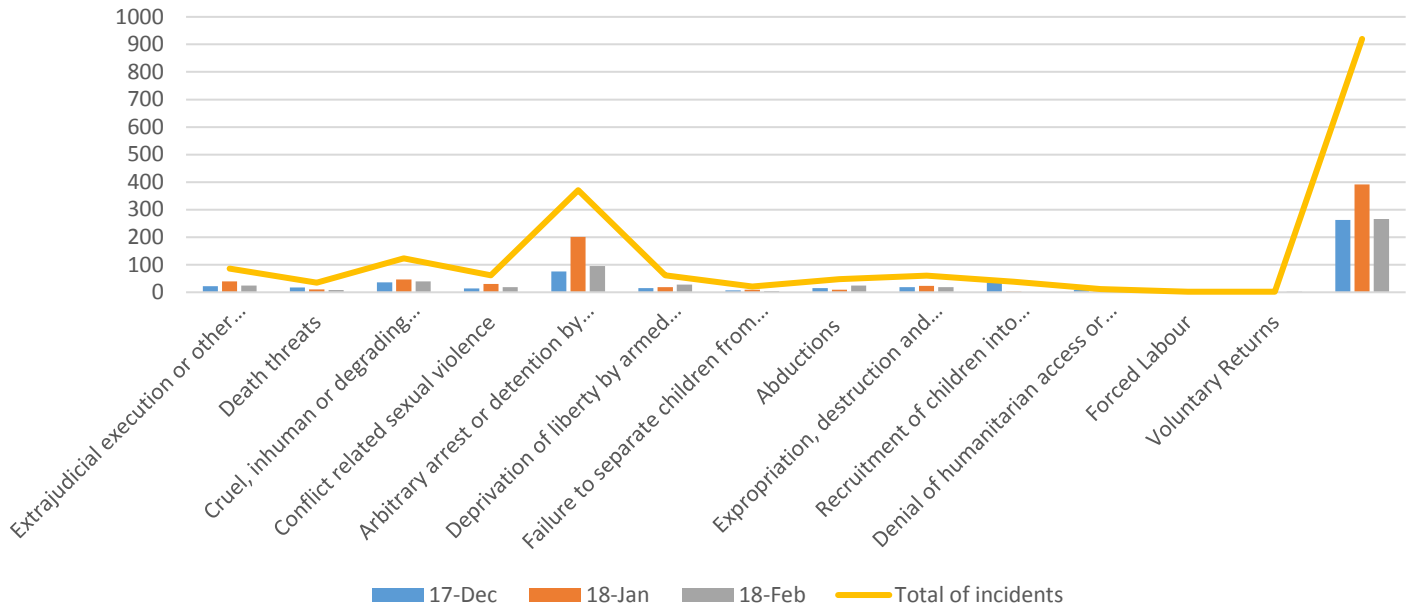
## VICTIMS OF HUMAN RIGHTS VIOLATIONS AND ABUSES IN FEBRUARY 2018



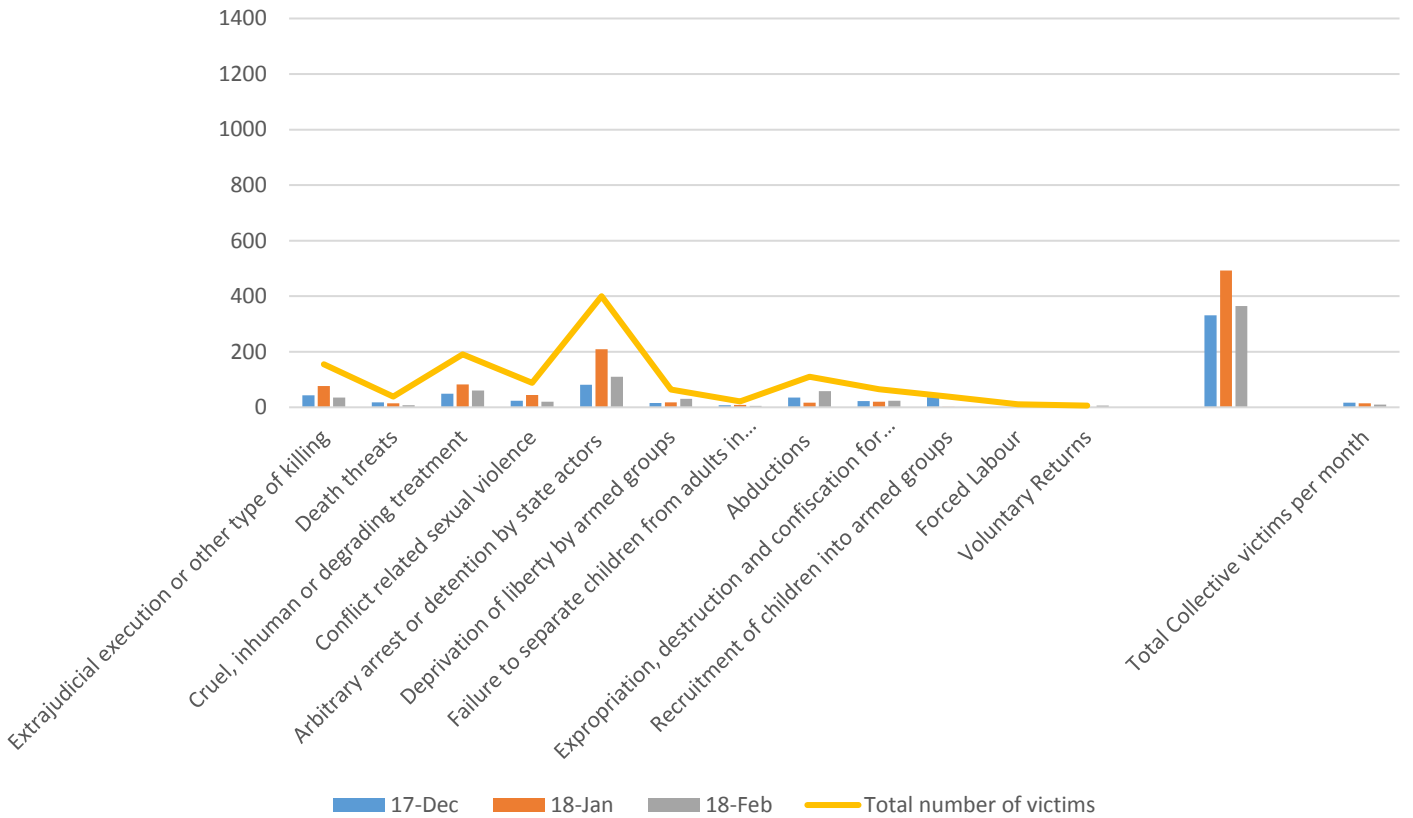
IHRL and IHL Violations (Number of Incidents)		17.Dec	18.Jan	18.Feb	Total no. incidents
Right to life	Extrajudicial execution or other types of killing	22	40	24	86
	Death threats	17	10	8	35
Right to Physical and Mental Integrity	Cruel, inhuman or degrading treatment	36	47	40	123
	Conflict related sexual violence	14	30	18	62
Right to liberty and security/detention	Arbitrary arrest or detention by state actors	75	201	95	371
	Deprivation of liberty by armed groups	15	18	28	61
	Failure to separate children from adults in detention	7	9	5	21
	Abduction	15	9	24	48
Right to privacy and property	Expropriation, destruction and confiscation for property including pillaging and attacks	18	23	19	60
Rights of the child	Recruitment of Children into armed groups	36	2		38
Unlawful attacks and destruction	Denial of Humanitarian assistance/attacks against medical, hospitals, schools, peacekeeping or humanitarian personnel	8	2	1	11
Exploitation /Forced Labour	Forced Labour			2	2
Refugees and Internally Displaced Persons	Voluntary Returns			2	2
<b>TOTAL</b>		<b>263</b>	<b>391</b>	<b>266</b>	<b>920</b>
IHRL and IHL Violations (Number of victims)		17.Dec	18.Jan	18.Feb	Total no. victims
Right to life	Extrajudicial execution or other types of killing	43	77	35	155
	Death threats	18	14	7	39
Right to Physical and Mental Integrity	Cruel, inhuman or degrading treatment	49	82	60	191
	Conflict related sexual violence	24	44	20	88
Right to liberty and security/detention	Arbitrary arrest or detention by state actors	81	209	110	400
	Deprivation of liberty by armed groups	16	18	30	64
	Failure to separate children from adults in detention	7	9	5	21
	Abduction	35	17	58	110
Right to privacy and property	Expropriation, destruction and confiscation for property including pillaging and attacks	22	20	23	65
Rights of the child	Recruitment of Children into armed groups	36	2		38
Exploitation / Forced Labour	Forced Labour			11	11
Refugees and Internally Displaced Persons	Voluntary Returns			6	6
<b>TOTAL</b>		<b>331</b>	<b>492</b>	<b>365</b>	<b>1188</b>

**NB:** There were an additional **10 groups of collective victims** recorded in February 2018: (i) Right to life – death threats (1); (ii) destruction, extortion or pillaging or property (8); and (iii) attacks against medical and humanitarian personnel and their base or equipment or facilities (1).

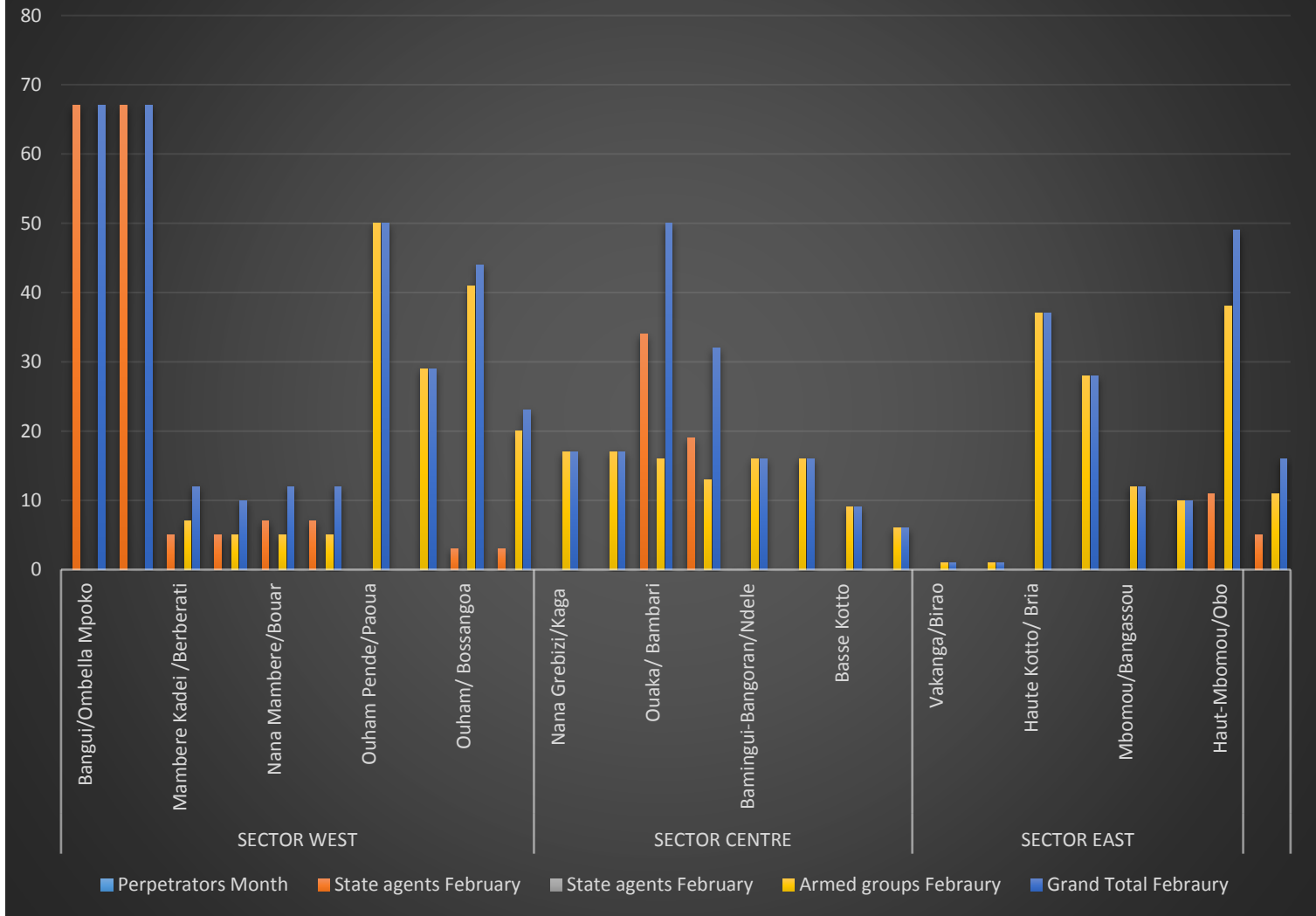
### QUARTERLY EVOLUTION OF THE NUMBER OF INCIDENTS OF HUMAN RIGHTS VIOLATIONS AND ABUSES



### QUARTERLY EVOLUTION OF THE NUMBER OF VICTIMS OF HUMAN RIGHTS VIOLATIONS AND ABUSES



**VIOLATIONS AND ABUSES BY STATE AGENTS AND ARMED GROUPS BY PREFECTURE FOR FEBRUARY 2018**



**N.B:** State agents accounted for 107 violations affecting 130 victims of which 94 violations were arbitrary detentions with 94 victims in mainly Bangui. Nonetheless, the different armed groups accounted for 159 abuses affecting 235 victims. For the month of February 2018, the hotspots for the armed groups was Haute-Kotto, Ouham, Ouham-Pendé, Ouaka, Nana-Grébizi and Haute-Mbomou prefectures, while that of the state agent is consistently Bangui.