

**1. Summary of the contamination and progress:**

**Table 1.1: Contamination:**

**Open Hazard:**

Type of Hazard	Dangerous Area	Ammunition Dump	Battlefield	Confrontation Area	Minefield	Previous Ambush Area	Stockpile	LIS SHA	UXO Spot	Total
Running Total	2	11	127	24	244	4	37	57	192	698

**Closed Hazard:**

Type of Hazard	Dangerous Area	Ammunition Dump	Battlefield	Confrontation Area	Minefield	Previous Ambush Area	Stockpile	LIS SHA	UXO Spot	Total
November	0	0	5	0	1	0	5	0	35	46
Year 2016	1	0	53	7	78	2	24	11	1,827	2,003
Running Total	50	512	120	488	1,282	38	105	315	10,542	13,452

**Table 1.2: Area Released (sqm):**

Period	EOD	BAC Sub Surface	BAC Surface	Battle Area Released	Cancelled	Manual Mine Clearance	Mechanical Mine Clearance	Mine Detection Dogs (MDD)	Mined Area Released	Cancelled NTS	Total Area Released
November	8	39,635	46,180	85,823	0	4,848	0	2,980	7,828	60,000	153,651
Year 2016	2,205	4,772,934	3,102,972	7,878,111	71,399	246,691	1,890,947	356,564	2,565,600	17,044,702	27,488,414
Running Total	2,852,535	18,037,212	33,153,700	54,043,447	1,201,473	7,885,848	22,497,965	4,485,457	36,070,743	1,085,095,485	1,175,209,674

**Table 1.3: Devices Destroyed:**

Period	AP	AT	UXO	SAA
November	3	0	9,779	109,201
Year 2016	580	193	19,840	200,545
Running Total	31,248	5,728	902,010	3,010,695

**Table 1.4: Casualties:**

Period	Killed						Injured						Total
	Men	Women	Boys	Girls	Not Specified	Total	Men	Women	Boys	Girls	Not Specified	Total	
November	0	0	0	0	0	0	0	0	0	0	0	0	0
Year 2016	7	3	3	0	0	13	16	1	11	2	0	30	43
Running Total	455	110	167	46	582	1,360	1,485	222	451	98	1,301	3,557	4,917

**Table 1.5: MRE:**

Period	Boys	Girls	Men	Women	Not Specified	Total
November	16,802	16,014	9,174	13,534	0	55,524
Year 2016	119,250	104,146	67,806	75,216	0	366,418
Running Total	1,089,099	772,106	746,646	565,790	9,644	3,183,285

**Table 1.6: Road Opened (km):**

Period	Road Assessed	Road Verified	Road Opened
November	22	0	22
Year 2016	1,008	163	1,171
Running Total	23,504	3,968	27,472



**United Nations Mine Action Service – South Sudan**  
**IMSMA Monthly Report-November 2016**



**Table 1.7: EDD Search Operations:**

Period	Baggage	Building	Open Area	Vehicles	Other
November	4,539	0	0	2,793	1,000
Year 2016	63,075	450	0	6,063	1,000
Running Total	100,914	1,436	600	26,305	1,000

**Table 1.8: Safety Briefing to UNMISS Staff:**

Period	Men	Women	Total
November	85	38	123
Year 2016	1,473	326	1,799
Running Total	3,886	946	4,832

**Contacts:**

1. Robert Thompson ([Robert.Thompson@unmas.org](mailto:Robert.Thompson@unmas.org))
2. Tim Lardner ([Tim.Lardner@unmas.org](mailto:Tim.Lardner@unmas.org))



**United Nations Mine Action Service – South Sudan  
IMSMA Monthly Report-November 2016**



**2. Detailed Report on Mine Action Activities in Sudan**

**Table 2.1: Area Released by year:**

Year	EOD	BAC Sub Surface	BAC Surface	Battle Area Released	Cancelled	Manual Mine Clearance	Mechanical Mine Clearance	Mine Detection Dogs (MDD)	Mined Area Released	Cancelled NTS	Total Area Released
A	B	C	D	E	F	G	H	I	J	K	L
2004	3,091	0	143,006	146,097	0	22,481	0	0	22,481	0	168,578
2005	706	0	519,978	520,684	0	479,237	0	0	479,237	0	999,920
2006	2,259	273,295	5,161,955	5,437,509	0	854,222	305,637	214	1,160,073	0	6,597,582
2007	732	811,001	2,202,814	3,014,547	0	1,620,866	402,574	203,193	2,226,633	0	5,241,180
2008	3,317	940,821	4,509,565	5,453,703	0	1,844,426	603,078	686,066	3,133,570	0	8,587,273
2009	10,902	1,329,853	2,966,421	4,307,176	184,439	494,267	2,230,782	728,498	3,637,986	987,746,090	995,691,252
2010	3,183	1,344,536	2,078,996	3,426,715	309,733	994,707	1,956,217	588,227	3,848,884	35,461,437	42,737,036
2011	24,673	674,807	4,472,122	5,171,602	62,568	229,123	2,051,967	279,548	2,623,206	642,673	8,437,481
2012	6,915	1,686,715	1,164,132	2,857,762	31,329	325,277	3,331,331	511,891	4,199,828	21,785,160	28,842,750
2013	2,700,186	2,162,852	915,111	5,778,149	301,080	176,586	3,371,936	481,767	4,331,369	16,993,833	27,103,351
2014	5,600	1,866,318	3,698,331	5,570,249	96,019	222,538	2,148,327	249,076	2,715,960	1,037,552	9,323,761
2015	88,766	2,174,080	2,218,297	4,481,143	144,905	375,428	4,205,169	400,413	5,125,915	4,384,038	13,991,096
2016	2,205	4,772,934	3,102,972	7,878,111	71,399	246,691	1,890,947	356,564	2,565,600	17,044,702	27,488,414
<b>Total</b>	<b>2,852,535</b>	<b>18,037,212</b>	<b>33,153,700</b>	<b>54,043,447</b>	<b>1,201,473</b>	<b>7,885,848</b>	<b>22,497,965</b>	<b>4,485,457</b>	<b>36,070,743</b>	<b>1,085,095,485</b>	<b>1,175,209,674</b>

**Table 2.2: Area Released by State:**

Period	State	EOD	BAC Sub Surface	BAC Surface	Battle Area Released	Cancelled	Manual Mine Clearance	Mechanical Mine Clearance	Mine Detection Dogs (MDD)	Mined Area Released	Cancelled NTS	Total Area Released	
November	West Bahr El Ghazal	0	8,030	8,030	16,060	0	0	0	0	0	0	16,060	
	West Equatoria	0	0	0	0	0	0	0	0	0	0	0	
	Upper Nile	0	0	0	0	0	0	0	0	0	0	0	
	Lakes	0	0	0	0	0	0	0	0	0	0	0	
	North Bahr El Ghazal	0	0	0	0	0	0	0	0	0	0	0	
	Warrap	0	0	0	0	0	0	0	0	0	0	0	
	East Equatoria	0	0	0	0	0	0	0	0	0	0	0	
	Unity	0	0	0	0	0	0	0	0	0	0	0	
	Jonglei	0	28,391	24,125	52,516	0	1,161	0	0	1,161	0	0	53,677
	Central Equatoria	8	3,214	14,025	17,247	0	3,687	0	2,980	6,667	60,000	0	83,914
<b>Total</b>	<b>8</b>	<b>39,635</b>	<b>46,180</b>	<b>85,823</b>	<b>0</b>	<b>4,848</b>	<b>0</b>	<b>2,980</b>	<b>7,828</b>	<b>60,000</b>	<b>0</b>	<b>153,651</b>	
Year 2016	West Bahr El Ghazal	0	422,020	324,314	746,334	0	43	0	58,550	58,593	0	804,927	
	West Equatoria	0	269,562	27,500	297,062	0	0	0	23,048	23,048	0	320,110	
	Upper Nile	0	0	0	0	14,704	194	0	0	14,898	206	15,104	
	Lakes	0	213,363	135,069	348,432	0	723	0	0	723	177,174	526,329	
	North Bahr El Ghazal	0	0	0	0	0	0	0	0	0	491,129	491,129	
	Warrap	0	0	0	0	0	0	0	0	0	0	0	
	East Equatoria	1	1,463,391	1,065,211	2,528,603	0	136,352	717,072	1,169	854,593	1,475,247	4,858,443	
	Unity	35	1,158,893	71,949	1,230,877	0	37,019	0	255,541	292,560	13,455,719	14,979,156	
	Jonglei	2,100	272,671	264,991	539,762	0	3,580	0	535	4,115	563,274	1,107,151	
	Central Equatoria	69	973,034	1,213,938	2,187,041	56,695	68,780	1,173,875	17,721	1,317,071	881,953	4,386,065	
<b>Total</b>	<b>2,205</b>	<b>4,772,934</b>	<b>3,102,972</b>	<b>7,878,111</b>	<b>71,399</b>	<b>246,691</b>	<b>1,890,947</b>	<b>356,564</b>	<b>2,565,600</b>	<b>17,044,702</b>	<b>0</b>	<b>27,488,414</b>	
Total	West Bahr El Ghazal	2,522,904	886,644	2,148,888	5,558,436	106,675	543,045	262,369	218,772	1,130,861	975,954,761	982,644,058	
	West Equatoria	280	1,441,546	632,390	2,074,216	107,520	92,200	1,075,297	69,059	1,344,076	360,470	3,778,761	
	Upper Nile	864	1,942,762	8,742,315	10,685,941	207,159	796,138	1,088,411	924,519	3,016,227	7,904,179	21,606,347	
	Lakes	323	285,907	915,226	1,201,455	28,834	87,821	75,450	16,080	208,185	1,007,520	2,417,160	
	North Bahr El Ghazal	4,327	250,242	486,933	741,502	0	1,652	24,558	0	26,210	1,001,221	1,768,933	
	Warrap	180	11,551	119,751	131,482	0	494	0	0	494	13,065,104	13,197,080	
	East Equatoria	86,082	3,589,715	2,852,301	6,528,098	460,174	1,316,851	6,292,569	672,294	8,741,888	28,067,200	43,337,186	
	Unity	44	1,349,689	786,520	2,136,253	0	48,039	157,050	332,525	537,614	13,797,638	16,471,505	
	Jonglei	3,135	619,944	1,021,993	1,645,072	0	151,162	196,782	63,540	411,484	5,402,898	7,459,454	
	Central Equatoria	234,396	7,659,212	15,447,384	23,340,991	291,110	4,848,447	13,325,479	2,188,668	20,653,704	38,534,494	82,529,189	
<b>Total</b>	<b>2,852,535</b>	<b>18,037,212</b>	<b>33,153,700</b>	<b>54,043,447</b>	<b>1,201,473</b>	<b>7,885,848</b>	<b>22,497,965</b>	<b>4,485,457</b>	<b>36,070,743</b>	<b>1,085,095,485</b>	<b>0</b>	<b>1,175,209,674</b>	



**United Nations Mine Action Service – South Sudan  
IMSMA Monthly Report-November 2016**



**Table 2.3: Area Released by Organization Year 2016**

Organizations/Month	EOD	BAC Sub Surface	BAC Surface	Total BAC	TS Cancelled	Manual	Mechanical	MDD	Total Mined Area	NTS Cancelled	Area Released
<b>Mine Advisory Group</b>	<b>0</b>	<b>610,525</b>	<b>92,627</b>	<b>703,152</b>	<b>0</b>	<b>4,181</b>	<b>376,298</b>	<b>0</b>	<b>380,479</b>	<b>689,034</b>	<b>1,772,665</b>
Jan-16	0	30,870	5,960	36,830	0	799	124,093	0	124,892	0	161,722
Feb-16	0	125,015	12,500	137,515	0	738	85,254	0	85,992	89004	312,511
Mar-16	0	126,261	31,226	157,487	0	1367	69,063	0	70,430	540030	767,947
Apr-16	0	101,961	13,345	115,306	0	950	51,999	0	52,949	0	168,255
May-16	0	66,280	22,147	88,427	0	191	41,829	0	42,020	0	130,447
Jun-16	0	131,501	7,449	138,950	0	136	4,060	0	4,196	0	143,146
Jul-16	0	25,423	0	25,423	0	0	0	0	0	0	25,423
Nov-16	0	3,214	0	3,214	0	0	0	0	0	60000	63,214
<b>MECHEM</b>	<b>2100</b>	<b>412,524</b>	<b>408,315</b>	<b>822,939</b>	<b>0</b>	<b>74,199</b>	<b>0</b>	<b>0</b>	<b>74,199</b>	<b>563,194</b>	<b>1,460,332</b>
Jan-16	0	95,440	88,500	183,940	0	5286	0	0	5,286	35000	224,226
Feb-16	0	121,502	136,222	257,724	0	8009	0	0	8,009	0	265,733
Mar-16	2100	182,497	173,554	358,151	0	5727	0	0	5,727	528194	892,072
Apr-16	0	3,366	0	3,366	0	14036	0	0	14,036	0	17,402
May-16	0	0	0	0	0	22653	0	0	22,653	0	22,653
Jun-16	0	9,719	10,039	19,758	0	18487.5	0	0	18,488	0	38,246
<b>Danish Church Aid</b>	<b>0</b>	<b>1,601</b>	<b>44,029</b>	<b>45,630</b>	<b>0</b>	<b>1,655</b>	<b>0</b>	<b>0</b>	<b>1,655</b>	<b>0</b>	<b>47,285</b>
Jan-16	0	0	0	0	0	57	0	0	57	0	57
Feb-16	0	0	0	0	0	1108	0	0	1,108	0	1,108
Mar-16	0	0	0	0	0	97	0	0	97	0	97
Apr-16	0	1,601	1,471	3,072	0	48	0	0	48	0	3,120
May-16	0	0	42,558	42,558	0	0	0	0	0	0	42,558
Jun-16	0	0	0	0	0	142	0	0	142	0	142
Jul-16	0	0	0	0	0	203	0	0	203	0	203
Oct-16	0	0	0	0	0	0	0	0	0	0	0
Nov-16	0	0	0	0	0	0	0	0	0	0	0
<b>G4S</b>	<b>6</b>	<b>2,208,053</b>	<b>2,334,903</b>	<b>4,542,962</b>	<b>2324</b>	<b>95,663</b>	<b>598,380</b>	<b>0</b>	<b>696,367</b>	<b>2,238,894</b>	<b>7,478,223</b>
Jan-16	0	213,536	243,921	457,457	0	22921	101,855	0	124,776	335146	917,379
Feb-16	0	361,242	457,925	819,167	0	11063	87,257	0	98,320	658303	1,575,790
Mar-16	0	357,194	379,495	736,689	2324	9639	105,013	0	116,976	399232	1,252,897
Apr-16	0	428,734	334,525	763,259	0	14659	130,878	0	145,537	846213	1,755,009
May-16	1	509,869	418,113	927,983	0	22404	109,247	0	131,651	0	1,059,634
Jun-16	5	288,612	229,493	518,110	0	10595	64,130	0	74,725	0	592,835
Jul-16	0	2,360	1,870	4,230	0	107	0	0	107	0	4,337
Aug-16	0	0	0	0	0	671	0	0	671	0	671
Sep-16	0	0	75,933	75,933	0	506	0	0	506	0	76,439

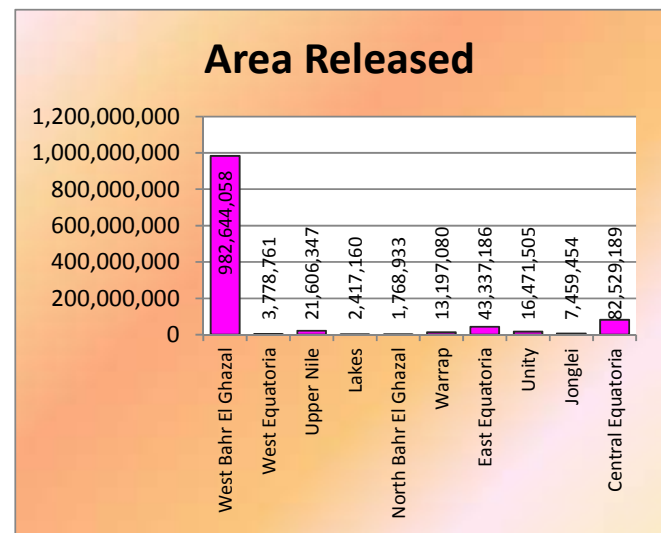
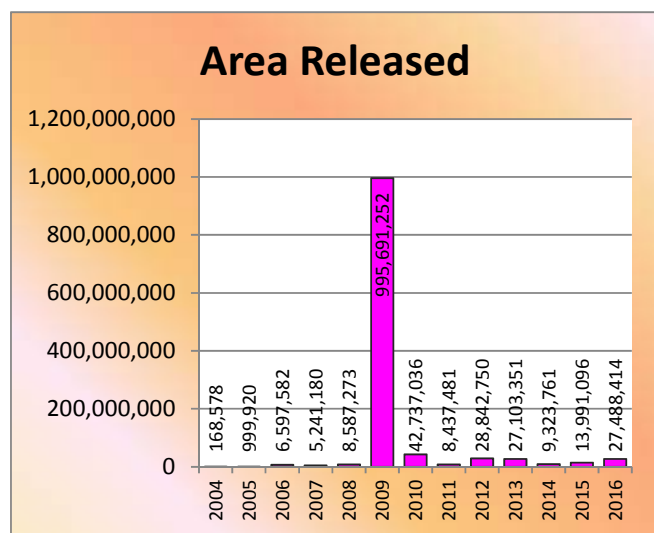
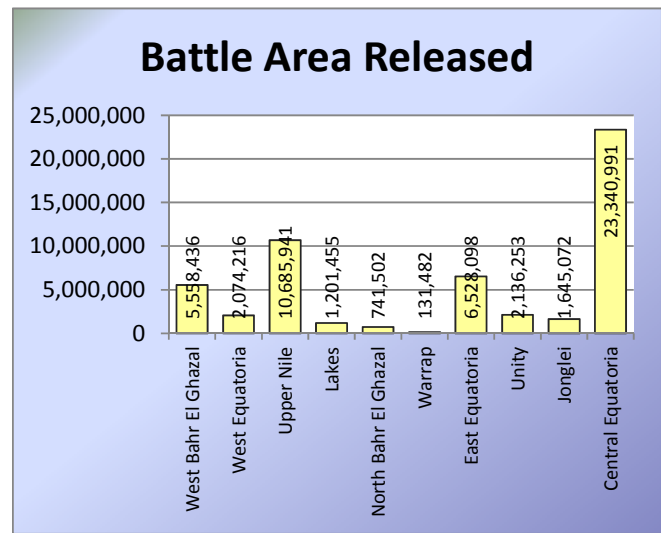
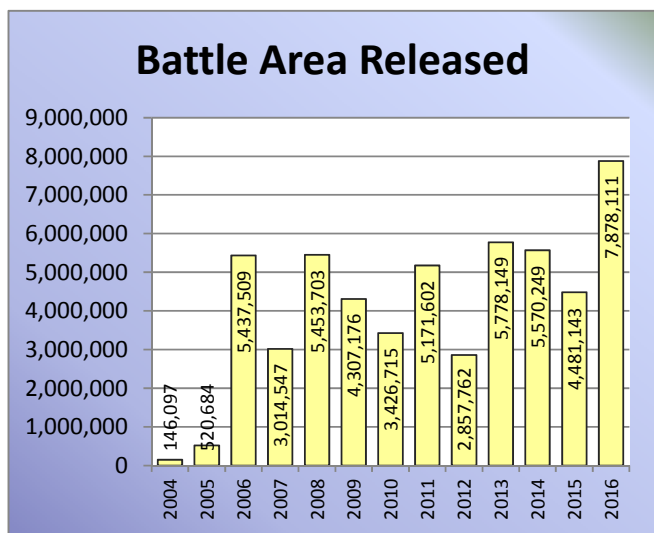
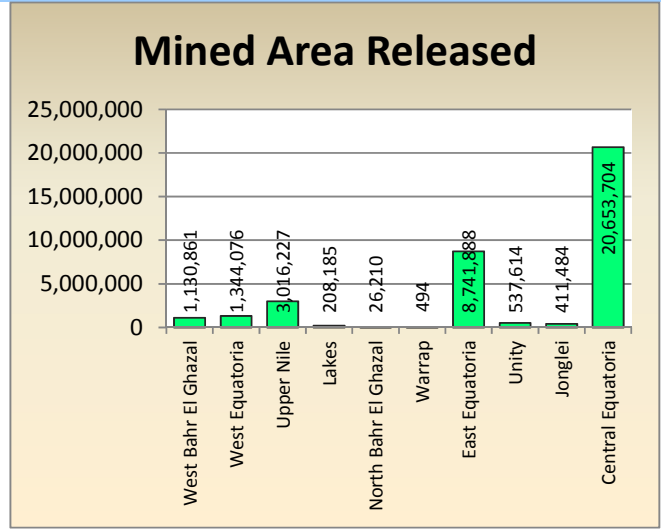
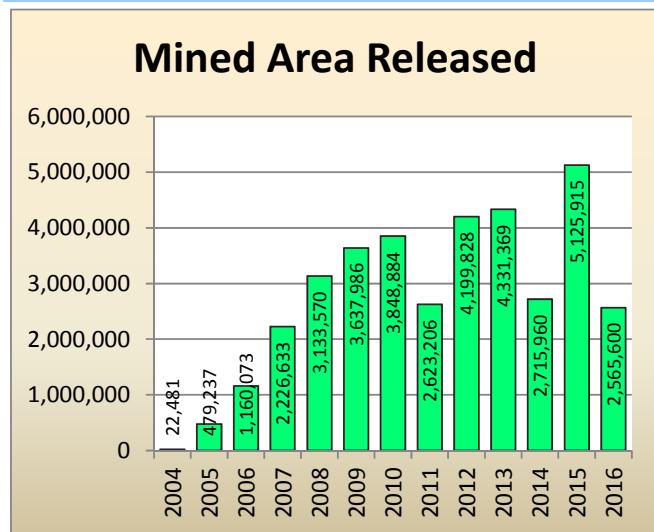


**United Nations Mine Action Service – South Sudan**  
**IMSMA Monthly Report-November 2016**



Organizations/Month	EOD	BAC Sub Surface	BAC Surface	Total BAC	ITS Cancelled	Manual	Mechanical	MDD	Total Mined Area	NTS Cancelled	Area Released
Oct-16	0	10,085	147,448	157,533	0	982	0	0	982	0	158,515
Nov-16	0	36,421	46,180	82,601	0	2116	0	0	2,116	0	84,717
<b>Danish Demining Group</b>	<b>0</b>	<b>0</b>	<b>0</b>	<b>0</b>	<b>2060</b>	<b>0</b>	<b>0</b>	<b>0</b>	<b>2,060</b>	<b>0</b>	<b>2,060</b>
Jan-16	0	0	0	0	2060	0	0	0	2,060	0	2,060
Feb-16	0	0	0	0	0	0	0	0	0	0	0
Mar-16	0	0	0	0	0	0	0	0	0	0	0
Apr-16	0	0	0	0	0	0	0	0	0	0	0
May-16	0	0	0	0	0	0	0	0	0	0	0
Jun-16	0	0	0	0	0	0	0	0	0	0	0
Jul-16	0	0	0	0	0	0	0	0	0	0	0
Aug-16	0	0	0	0	0	0	0	0	0	0	0
Sep-16	0	0	0	0	0	0	0	0	0	0	0
Oct-16	0	0	0	0	0	0	0	0	0	0	0
Nov-16	0	0	0	0	0	0	0	0	0	0	0
<b>United Nation Mine Action Service</b>	<b>0</b>	<b>0</b>	<b>0</b>	<b>0</b>	<b>0</b>	<b>0</b>	<b>0</b>	<b>0</b>	<b>0</b>	<b>16,889</b>	<b>16,889</b>
May-16	0	0	0	0	0	0	0	0	0	16889	16,889
<b>Mine Tech International</b>	<b>49</b>	<b>0</b>	<b>0</b>	<b>49</b>	<b>67015</b>	<b>8,336</b>	<b>916,266</b>	<b>0</b>	<b>991,617</b>	<b>279,292</b>	<b>1,270,958</b>
Jan-16	0	0	0	0	0	1170	149,353	0	150,523	0	150,523
Feb-16	43	0	0	43	67015	848	196,664	0	264,527	279292	543,862
Mar-16	6	0	0	6	0	1967	163,220	0	165,187	0	165,193
Apr-16	0	0	0	0	0	970	142,082	0	143,052	0	143,052
May-16	0	0	0	0	0	1939	178,398	0	180,337	0	180,337
Jun-16	0	0	0	0	0	1442	86,549	0	87,991	0	87,991
<b>TDI</b>	<b>50</b>	<b>1,540,231</b>	<b>203,221</b>	<b>1,743,502</b>	<b>0</b>	<b>62,647</b>	<b>3</b>	<b>355395</b>	<b>418,045</b>	<b>13,257,399</b>	<b>15,418,946</b>
Jan-16	0	194,311	39,919	234,230	0	5742	0	65617	71,359	7	305,596
Feb-16	0	152,275	27,094	179,369	0	33050	0	42320	75,370	5246	259,985
Mar-16	0	206,756	21,053	227,809	0	5641	0	41020	46,661	13252146	13,526,616
Apr-16	4	335,737	18,459	354,200	0	4607	0	54444	59,051	0	413,251
May-16	20	191,511	0	191,531	0	804	0	55228	56,032	0	247,563
Jun-16	12	456,971	49,400	506,383	0	0	0	78765	78,765	0	585,148
Jul-16	6	150	0	156	0	1633	1	7124	8,758	0	8,914
Aug-16	0	1,227	47,296	48,523	0	22	0	1944	1,966	0	50,489
Sep-16	0	1,293	0	1,293	0	4477	0	1115	5,592	0	6,885
Oct-16	0	0	0	0	0	3939	1	4838	8,778	0	8,778
Nov-16	8	0	0	8	0	2732	0	2980	5,712	0	5,720
<b>Norwegian Peoples Aid</b>	<b>0</b>	<b>0</b>	<b>19,877</b>	<b>19,877</b>	<b>0</b>	<b>10</b>	<b>0</b>	<b>1169</b>	<b>1,179</b>	<b>0</b>	<b>21,056</b>
May-16	0	0	19,877	19,877	0	10	0	1169	1,179	0	21,056
<b>Total</b>	<b>2205</b>	<b>4,772,934</b>	<b>3,102,972</b>	<b>7,878,111</b>	<b>71399</b>	<b>246,691</b>	<b>1,890,947</b>	<b>356564</b>	<b>2,565,600</b>	<b>17,044,702</b>	<b>27,488,414</b>

**Chart 2.1: Area Released**



**Table 2.4: Devices Destroyed by year:**

Year	AP	AT	UXO	SAA
2004	73	411	109,955	37,632
2005	582	282	24,535	6,344
2006	1,585	470	97,180	154,927
2007	2,531	1,207	350,719	31,990
2007	7,596	250	70,169	182,991
2009	3,158	349	31,524	514,297
2010	6,916	666	55,567	561,838
2011	3,509	699	57,353	550,957
2012	1,278	156	20,510	209,715
2013	845	215	22,018	156,230
2014	880	357	15,245	126,901
2015	1,715	473	27,395	276,328
2016	580	193	19,840	200,545
<b>Total</b>	<b>31,248</b>	<b>5,728</b>	<b>902,010</b>	<b>3,010,695</b>

**Table 2.5: Devices Destroyed by State:**

Period	State	AP	AT	UXO	SAA
November	West Bahr El Ghazal	0	0	2	0
	West Equatoria	0	0	0	0
	Upper Nile	0	0	9,642	98,282
	Lakes	0	0	0	0
	North Bahr El Ghazal	0	0	0	0
	Warab	0	0	0	0
	East Equatoria	0	0	0	0
	Unity	0	0	15	104
	Jonglei	3	0	6	51
	Central Equatoria	0	0	114	10,764
<b>Total</b>		<b>3</b>	<b>0</b>	<b>9,779</b>	<b>109,201</b>
Year 2016	West Bahr El Ghazal	0	1	331	13,306
	West Equatoria	0	0	51	1
	Upper Nile	0	3	10,085	103,322
	Lakes	0	0	157	0
	North Bahr El Ghazal	0	0	32	0
	Warab	0	0	0	0
	East Equatoria	79	85	2,005	10,932
	Unity	2	25	3,168	12,265
	Jonglei	25	0	1,105	305
	Central Equatoria	474	79	2,906	60,414
<b>Total</b>	<b>580</b>	<b>193</b>	<b>19,840</b>	<b>200,545</b>	
Total	West Bahr El Ghazal	722	292	42,726	639,911
	West Equatoria	432	71	30,762	9,548
	Upper Nile	5,220	1,007	43,908	173,787
	Lakes	560	419	38,831	6,138
	North Bahr El Ghazal	7	6	6,115	13,899
	Warab	62	32	10,903	32,483
	East Equatoria	3,169	768	188,945	367,594
	Unity	158	55	9,319	107,685
	Jonglei	4,434	413	43,443	517,841
	Central Equatoria	16,484	2,665	487,058	1,141,809
<b>Total</b>	<b>31,248</b>	<b>5,728</b>	<b>902,010</b>	<b>3,010,695</b>	





**United Nations Mine Action Service – South Sudan  
IMSMA Monthly Report-November 2016**



**Table 2.6: Devices Destroyed by Organization Year 2016**

Org/Month	AP	AT	UXO	SAA
<b>Mine Advisory Group</b>	<b>38</b>	<b>2</b>	<b>888</b>	<b>29</b>
Jan-16	0	0	81	0
Feb-16	1	0	123	0
Mar-16	24	0	212	1
Apr-16	7	1	144	1
May-16	4	1	119	0
Jun-16	2	0	175	27
Jul-16	0	0	9	0
Nov-16	0	0	25	0
<b>MECHEM</b>	<b>2</b>	<b>9</b>	<b>519</b>	<b>40</b>
Jan-16	0	0	150	0
Feb-16	1	0	160	0
Mar-16	1	0	93	0
Apr-16	0	1	26	12
May-16	0	5	44	28
Jun-16	0	3	46	0
<b>Danish Church Aid</b>	<b>18</b>	<b>7</b>	<b>807</b>	<b>7,773</b>
Jan-16	0	0	1	0
Feb-16	3	2	287	186
Mar-16	0	0	54	528
Apr-16	10	1	253	4,977
May-16	3	2	123	1,870
Jun-16	2	1	48	31
Jul-16	0	0	16	0
Oct-16	0	1	10	0
Nov-16	0	0	15	181
<b>G4S</b>	<b>369</b>	<b>100</b>	<b>15,780</b>	<b>167,690</b>
Jan-16	25	12	446	150
Feb-16	22	5	1,421	7,705
Mar-16	16	24	1,766	1,251
Apr-16	158	47	630	14,308
May-16	102	10	1,270	5,212
Jun-16	28	1	403	33,986
Jul-16	1	1	35	317
Aug-16	1	0	47	166
Sep-16	8	0	31	129
Oct-16	5	0	25	147
Nov-16	3	0	9,706	104,319
<b>Danish Demining Group</b>	<b>6</b>	<b>0</b>	<b>576</b>	<b>6,371</b>

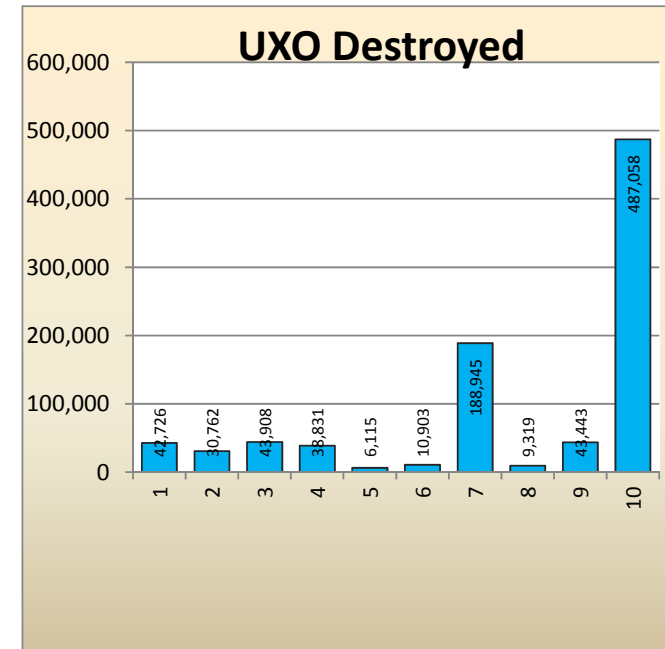
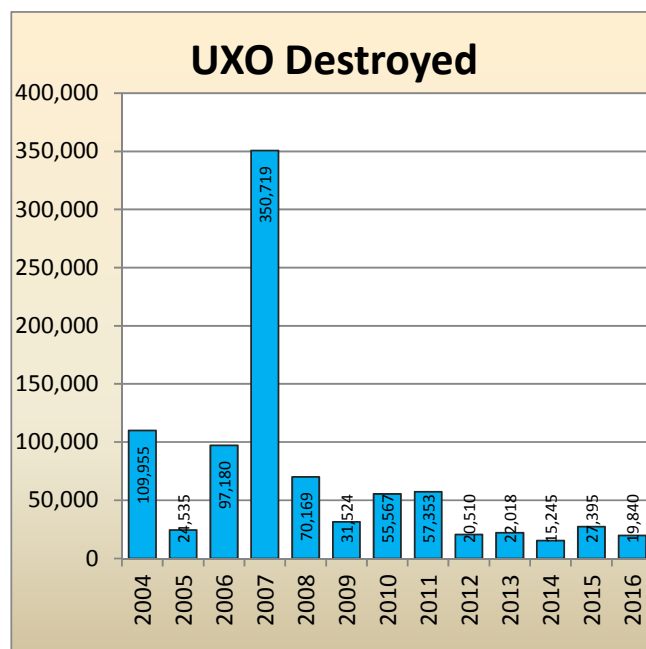
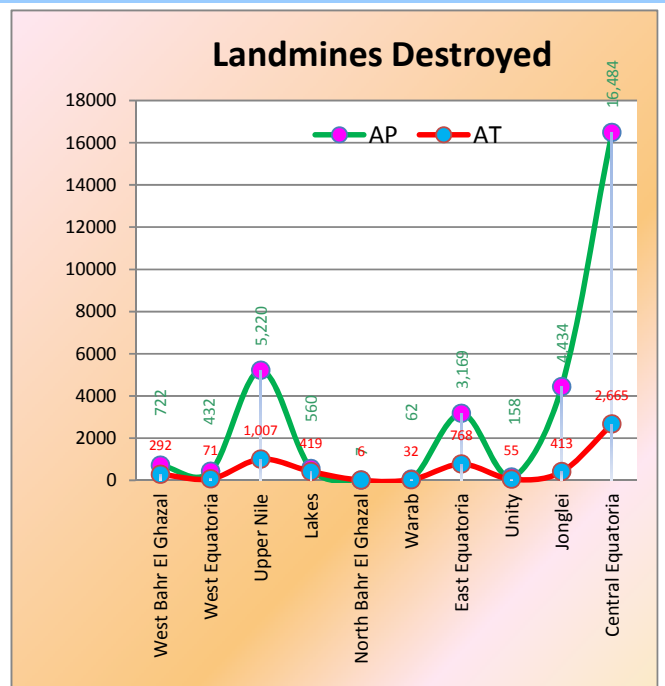
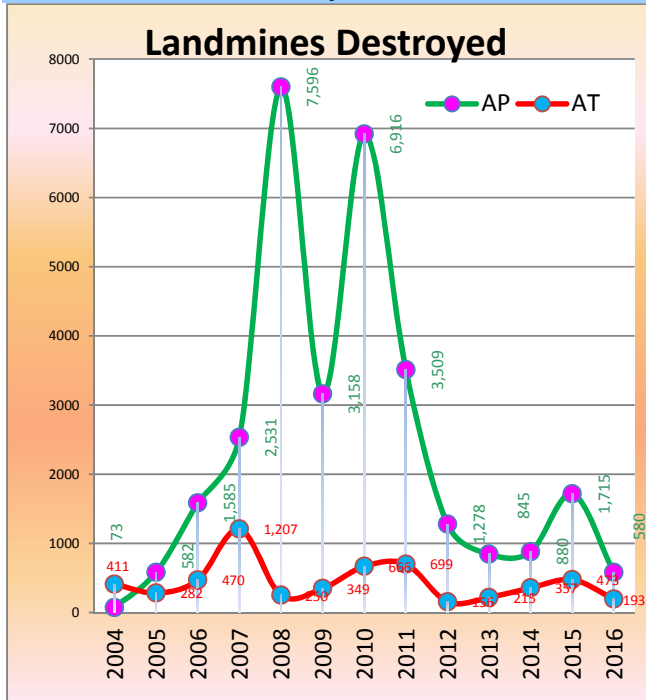


**United Nations Mine Action Service – South Sudan  
IMSMA Monthly Report-November 2016**



Org/Month	AP	AT	UXO	SAA
Feb-16	0	0	66	336
Mar-16	6	0	66	258
Apr-16	0	0	177	364
May-16	0	0	113	832
Jun-16	0	0	69	2,314
Jul-16	0	0	7	181
Aug-16	0	0	2	100
Sep-16	0	0	39	245
Oct-16	0	0	11	1,019
Nov-16	0	0	26	722
<b>Mine Tech International</b>	<b>127</b>	<b>52</b>	<b>586</b>	<b>947</b>
Jan-16	90	8	29	0
Feb-16	27	5	85	947
Mar-16	2	10	146	0
Apr-16	3	12	149	0
May-16	4	16	159	0
Jun-16	1	1	18	0
<b>TDI</b>	<b>13</b>	<b>23</b>	<b>671</b>	<b>17,695</b>
Jan-16	4	7	208	2,176
Feb-16	2	0	217	135
Mar-16	6	4	98	11,304
Apr-16	1	7	87	66
May-16	0	1	29	0
Jun-16	0	4	6	1
Jul-16	0	0	9	1
Aug-16	0	0	5	32
Sep-16	0	0	0	1
Oct-16	0	0	5	0
Nov-16	0	0	7	3,979
<b>Norwegian Peoples Aid</b>	<b>7</b>	<b>0</b>	<b>13</b>	<b>0</b>
May-16	7	0	13	0
<b>Total</b>	<b>580</b>	<b>193</b>	<b>19,840</b>	<b>200,545</b>

**Chart 2.2: Devices Destroyed**



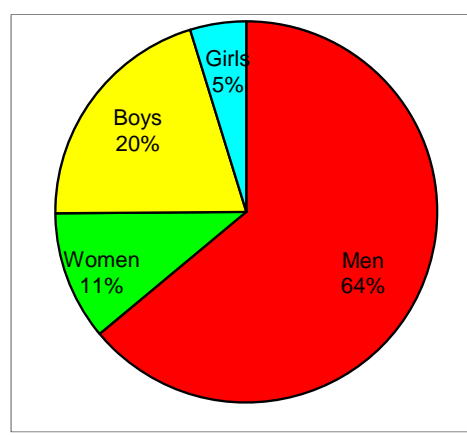
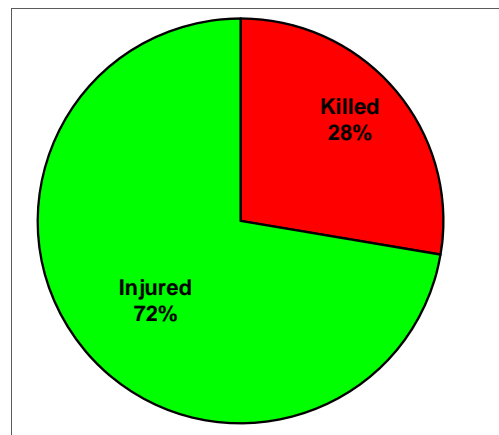
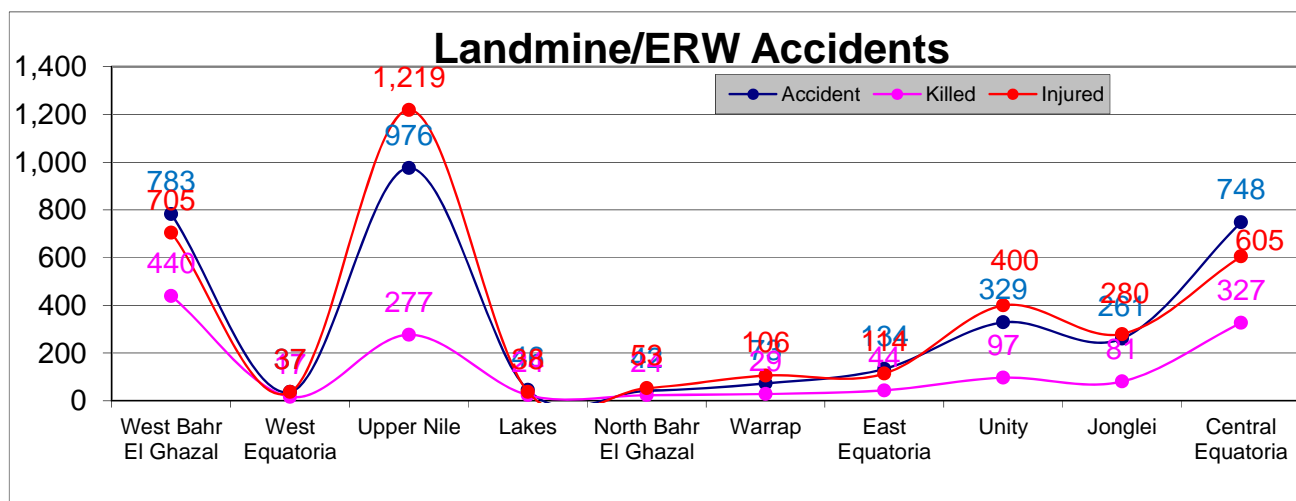
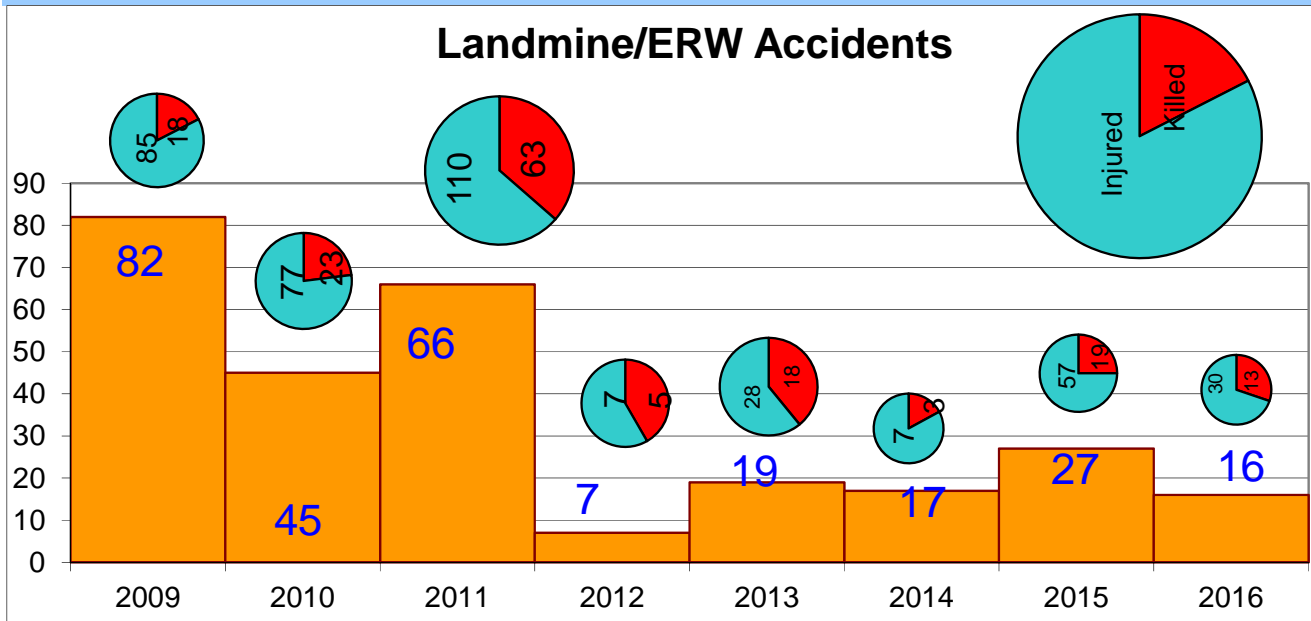
**Table 2.7: Casualties by States:**

Per.	State	Killed						Injured						Total
		Men	Women	Boys	Girls	Not Specified	Total	Men	Women	Boys	Girls	Not Specified	Total	
November	West Bahr El Ghazal	0	0	0	0	0	0	0	0	0	0	0	0	0
	West Equatoria	0	0	0	0	0	0	0	0	0	0	0	0	0
	Upper Nile	0	0	0	0	0	0	0	0	0	0	0	0	0
	Lakes	0	0	0	0	0	0	0	0	0	0	0	0	0
	North Bahr El Ghazal	0	0	0	0	0	0	0	0	0	0	0	0	0
	Warrap	0	0	0	0	0	0	0	0	0	0	0	0	0
	East Equatoria	0	0	0	0	0	0	0	0	0	0	0	0	0
	Unity	0	0	0	0	0	0	0	0	0	0	0	0	0
	Jonglei	0	0	0	0	0	0	0	0	0	0	0	0	0
	Central Equatoria	0	0	0	0	0	0	0	0	0	0	0	0	0
<b>Total</b>	<b>0</b>	<b>0</b>	<b>0</b>	<b>0</b>	<b>0</b>	<b>0</b>	<b>0</b>	<b>0</b>	<b>0</b>	<b>0</b>	<b>0</b>	<b>0</b>	<b>0</b>	
Year 2016	West Bahr El Ghazal	0	0	0	0	0	0	0	0	0	0	0	0	0
	West Equatoria	0	0	0	0	0	0	0	0	0	0	0	0	0
	Upper Nile	5	1	0	0	0	6	12	1	0	1	0	14	20
	Lakes	0	0	0	0	0	0	0	0	0	0	0	0	0
	North Bahr El Ghazal	0	0	0	0	0	0	0	0	0	0	0	0	0
	Warrap	0	0	1	0	0	1	0	0	0	0	0	0	1
	East Equatoria	0	0	1	0	0	1	1	0	0	1	0	2	3
	Unity	0	0	1	0	0	1	2	0	10	0	0	12	13
	Jonglei	2	2	0	0	0	4	1	0	1	0	0	2	6
	Central Equatoria	0	0	0	0	0	0	0	0	0	0	0	0	0
<b>Total</b>	<b>7</b>	<b>3</b>	<b>3</b>	<b>0</b>	<b>0</b>	<b>13</b>	<b>16</b>	<b>1</b>	<b>11</b>	<b>2</b>	<b>0</b>	<b>30</b>	<b>43</b>	
Total	West Bahr El Ghazal	189	32	62	23	134	440	358	34	114	21	178	705	1,145
	West Equatoria	5	1	1	0	10	17	17	1	10	3	6	37	54
	Upper Nile	46	19	21	2	189	277	418	64	112	19	605	1,218	1,495
	Lakes	5	0	4	0	15	24	11	3	10	2	12	38	62
	North Bahr El Ghazal	12	1	5	0	6	24	22	3	16	6	6	53	77
	Warrap	17	0	8	0	4	29	69	3	15	1	18	106	135
	East Equatoria	15	0	10	0	19	44	39	5	17	3	50	114	158
	Unity	29	5	6	2	55	97	183	48	45	9	115	400	497
	Jonglei	13	5	7	2	54	81	111	10	32	4	123	280	361
	Central Equatoria	124	47	43	17	96	327	257	51	80	30	188	606	933
<b>Total</b>	<b>455</b>	<b>110</b>	<b>167</b>	<b>46</b>	<b>582</b>	<b>1,360</b>	<b>1,485</b>	<b>222</b>	<b>451</b>	<b>98</b>	<b>1,301</b>	<b>3,557</b>	<b>4,917</b>	

**Table 2.8: Casualties by Year:**

Year	Killed						Injured						Total
	Men	Women	Boys	Girls	Not Specified	Total	Men	Women	Boys	Girls	Not Specified	Total	
2006	3	2	2	1	19	27	24	7	11	2	55	99	126
2007	6	0	2	2	10	20	21	7	7	2	18	55	75
2008	2	0	1	0	5	8	17	3	5	3	13	41	49
2009	5	0	5	0	8	18	45	14	8	2	16	85	103
2010	7	2	9	2	3	23	31	7	27	5	7	77	100
2011	6	1	2	0	54	63	22	4	7	2	75	110	173
2012	0	0	3	0	2	5	1	2	0	0	4	7	12
2013	1	0	9	7	1	18	5	4	16	2	1	28	46
2014	4	0	1	2	0	7	11	2	15	6	0	34	41
2015	8	1	9	1	0	19	19	2	30	6	0	57	76
2016	7	3	3	0	0	13	16	1	11	2	0	30	43
<b>Total</b>	<b>49</b>	<b>9</b>	<b>46</b>	<b>15</b>	<b>102</b>	<b>221</b>	<b>212</b>	<b>53</b>	<b>137</b>	<b>32</b>	<b>189</b>	<b>623</b>	<b>844</b>

Chart 2.3: Casualties



**Table 2.9: MRE by State**

Period	State	Boys	Girls	Men	Women	Not Specified	Total
November	West Bahr El Ghazal	226	151	146	117	0	640
	Upper Nile	2,141	1,910	875	1,412	0	6,338
	Lakes	66	88	47	50	0	251
	Unity	11,782	11,451	6,697	10,287	0	40,217
	Jonglei	1,154	949	365	389	0	2,857
	Central Equatoria	1,433	1,465	1,044	1,279	0	5,221
	<b>Total</b>	<b>16,802</b>	<b>16,014</b>	<b>9,174</b>	<b>13,534</b>	<b>0</b>	<b>55,524</b>
Year 2016	West Bahr El Ghazal	6,437	4,845	3,909	4,678	0	19,869
	West Equatoria	815	738	346	508	0	2,407
	Upper Nile	40,752	36,629	14,087	19,639	0	111,107
	Lakes	2,399	1,881	506	589	0	5,375
	North Bahr El Ghazal	91	95	79	69	0	334
	Warrap	42	31	45	47	0	165
	East Equatoria	14,998	13,205	13,904	12,041	0	54,148
	Unity	24,193	21,426	13,876	17,888	0	77,383
	Jonglei	14,886	12,230	6,898	7,191	0	41,205
	Central Equatoria	14,637	13,066	14,156	12,566	0	54,425
<b>Total</b>	<b>119,250</b>	<b>104,146</b>	<b>67,806</b>	<b>75,216</b>	<b>0</b>	<b>366,418</b>	
Total	West Bahr El Ghazal	64,733	26,919	24,588	21,444	35	137,719
	West Equatoria	58,223	43,522	39,540	26,320	0	167,605
	Upper Nile	179,046	138,239	89,255	101,251	0	507,791
	Lakes	18,031	14,435	11,789	8,006	0	52,261
	North Bahr El Ghazal	10,822	7,400	4,830	6,708	0	29,760
	Warrap	18,927	11,095	15,153	10,133	0	55,308
	East Equatoria	240,256	162,426	148,306	89,547	180	640,715
	Unity	92,221	72,086	68,195	67,655	1	300,158
	Jonglei	151,943	121,273	108,498	94,757	4	476,475
	Out side	28,420	22,113	53,148	38,459	0	142,140
	Central Equatoria	226,477	152,598	183,344	101,510	9,424	673,353
<b>Total</b>	<b>1,089,099</b>	<b>772,106</b>	<b>746,646</b>	<b>565,790</b>	<b>9,644</b>	<b>3,183,285</b>	

**Table 2.10: MRE by Year**

Year	Boys	Girls	Men	Women	Not Specified	Total
2004	0	0	508	374	0	882
2005	1,897	1,774	13,830	989	0	18,490
2006	25,855	17,955	85,698	26,742	182	156,432
2007	202,696	40,407	130,247	38,464	9,462	421,276
2008	127,274	103,429	87,811	80,074	0	398,588
2009	87,739	73,017	64,455	55,795	0	281,006
2010	54,114	45,380	33,702	26,363	0	159,559
2011	64,538	51,173	26,781	21,649	0	164,141
2012	101,885	85,420	48,391	49,020	0	284,716
2013	78,197	58,628	56,021	54,505	0	247,351
2014	54,892	45,214	33,390	34,159	0	167,655
2015	170,762	145,563	98,006	102,440	0	516,771
2016	119,250	104,146	67,806	75,216	0	366,418
<b>Total</b>	<b>1,089,099</b>	<b>772,106</b>	<b>746,646</b>	<b>565,790</b>	<b>9,644</b>	<b>3,183,285</b>



**United Nations Mine Action Service – South Sudan  
IMSMA Monthly Report-November 2016**



**Table 2.11: MRE by Organization Year 2016**

Org/Month	Boys	Girls	Men	Women	Total
<b>Mine Advisory Group</b>	<b>2,536</b>	<b>2,327</b>	<b>2,330</b>	<b>1,957</b>	<b>9,150</b>
Jan-16	238	189	222	214	863
Feb-16	478	406	322	249	1,455
Mar-16	227	242	276	174	919
Apr-16	157	208	270	193	828
May-16	244	226	327	222	1,019
Jul-16	1,192	1,056	913	905	4,066
<b>MECHEM</b>	<b>13,451</b>	<b>10,928</b>	<b>11,344</b>	<b>11,124</b>	<b>46,847</b>
Jan-16	2,108	1,689	2,373	2,246	8,416
Feb-16	3,024	2,300	2,182	1,850	9,356
Mar-16	3,205	2,424	1,896	1,811	9,336
Apr-16	2,270	1,904	2,042	1,936	8,152
May-16	1,688	1,506	1,731	1,925	6,850
Jun-16	1,156	1,105	1,120	1,356	4,737
<b>Media Theatre Team</b>	<b>12,488</b>	<b>9,482</b>	<b>2,382</b>	<b>2,916</b>	<b>27,268</b>
Jan-16	511	433	169	216	1,329
Feb-16	773	646	175	299	1,893
Mar-16	1,436	900	190	193	2,719
Apr-16	1,394	1,050	176	357	2,977
May-16	856	727	102	84	1,769
Jun-16	1,053	815	180	230	2,278
Jul-16	1,542	989	229	230	2,990
Aug-16	1,404	1,079	276	313	3,072
Sep-16	1,191	959	282	300	2,732
Oct-16	1,380	1,107	334	393	3,214
Nov-16	948	777	269	301	2,295
<b>Danish Church Aid</b>	<b>12,312</b>	<b>11,767</b>	<b>7,262</b>	<b>8,775</b>	<b>40,116</b>
Jan-16	1,317	1,321	765	841	4,244
Feb-16	2,409	2,391	1,116	1,419	7,335
Mar-16	12	17	15	12	56
Apr-16	1,989	1,852	1,327	1,755	6,923
May-16	1,346	1,217	931	1,162	4,656
Jun-16	784	722	547	616	2,669
Jul-16	737	732	392	472	2,333
Aug-16	6	10	82	35	133
Sep-16	1,213	1,164	406	481	3,264
Oct-16	1,237	1,100	774	827	3,938
Nov-16	1,262	1,241	907	1,155	4,565
<b>G4S</b>	<b>36,501</b>	<b>30,626</b>	<b>18,695</b>	<b>23,142</b>	<b>108,964</b>
Jan-16	3,293	2,629	2,618	2,986	11,526
Feb-16	3,318	2,833	1,844	2,053	10,048
Mar-16	3,334	2,799	1,680	1,805	9,618
Apr-16	4,540	3,995	1,790	2,160	12,485
May-16	3,123	2,622	1,734	2,155	9,634
Jun-16	2,393	1,925	1,189	1,354	6,861
Jul-16	1,615	1,489	1,021	1,403	5,528
Aug-16	4,992	3,968	1,802	2,418	13,180
Sep-16	3,425	3,098	1,938	3,127	11,588
Oct-16	3,043	2,203	1,548	1,575	8,369
Nov-16	3,425	3,065	1,531	2,106	10,127
<b>Danish Demining Group</b>	<b>15,838</b>	<b>14,814</b>	<b>8,497</b>	<b>13,234</b>	<b>52,383</b>
Jan-16	228	224	86	177	715
Feb-16	969	580	408	433	2,390



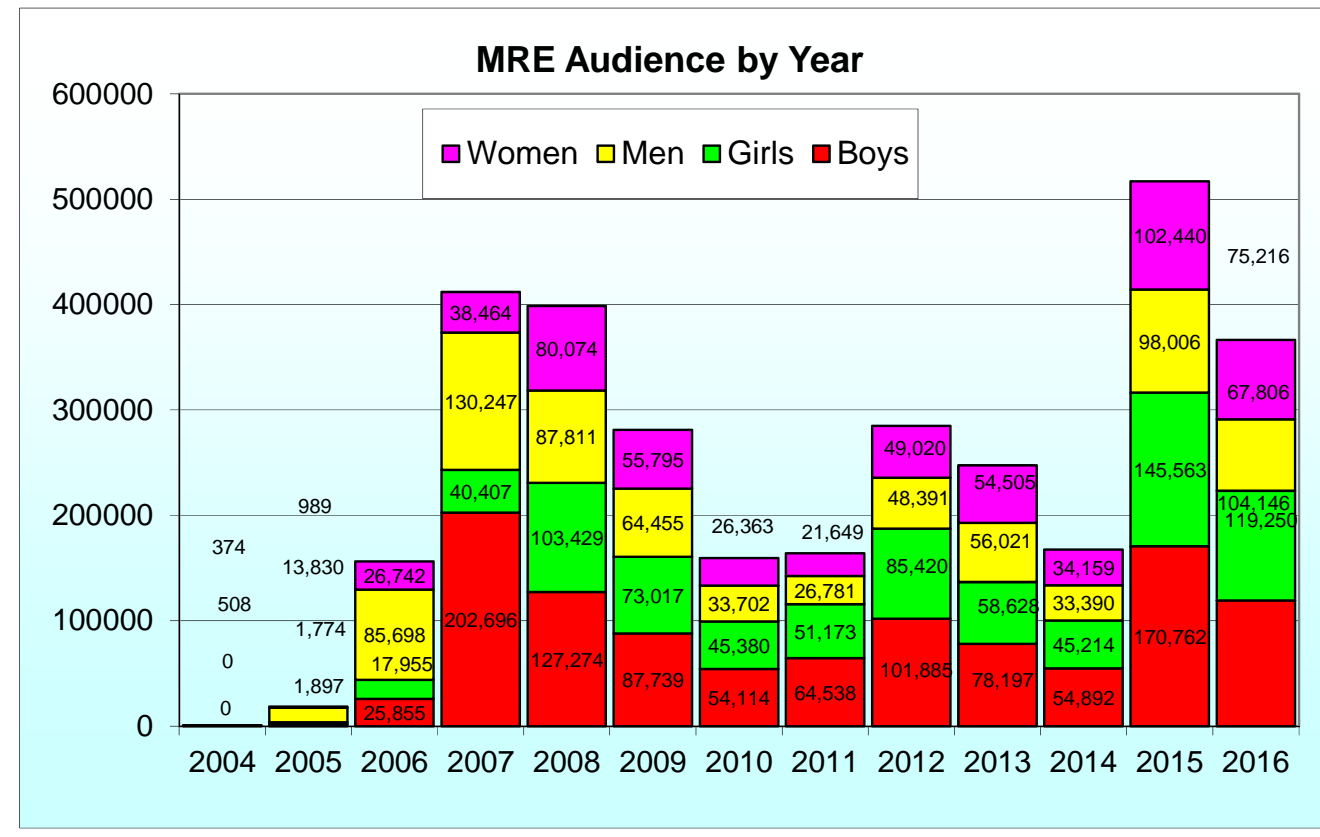
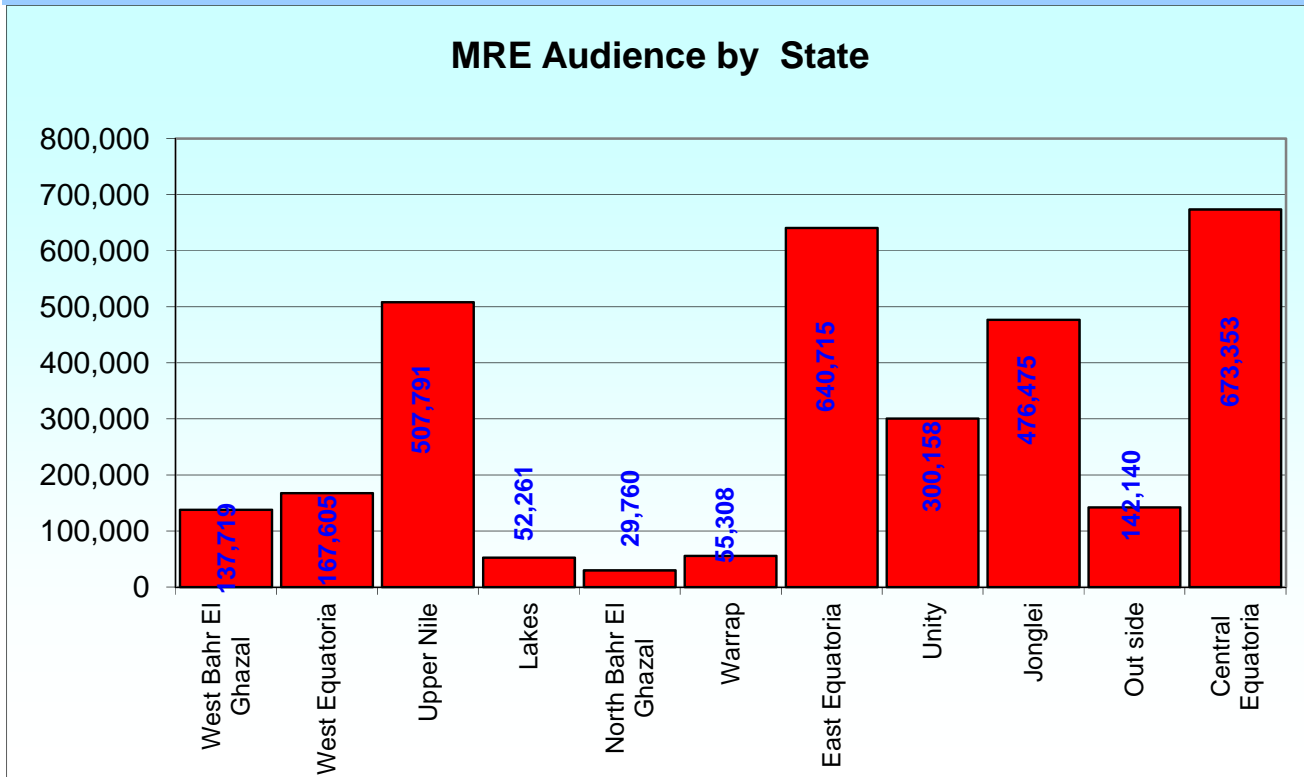
**United Nations Mine Action Service – South Sudan  
IMSMA Monthly Report-November 2016**



Org/Month	Boys	Girls	Men	Women	Total
Mar-16	270	252	290	212	1,024
Apr-16	716	617	406	503	2,242
May-16	2,620	2,360	1,020	2,018	8,018
Nov-16	11,035	10,781	6,287	9,891	37,994
<b>United Nation Mine Action Service</b>	<b>0</b>	<b>0</b>	<b>1,473</b>	<b>326</b>	<b>1,799</b>
Jan-16	0	0	138	26	164
Feb-16	0	0	228	63	291
Mar-16	0	0	178	44	222
Apr-16	0	0	200	25	225
May-16	0	0	162	38	200
Jun-16	0	0	183	51	234
Sep-16	0	0	98	9	107
Oct-16	0	0	201	32	233
Nov-16	0	0	85	38	123
<b>Sudan Integrated Mine Action System</b>	<b>537</b>	<b>500</b>	<b>583</b>	<b>502</b>	<b>2,122</b>
Jan-16	537	500	583	502	2,122
<b>Mine Tech International</b>	<b>1,177</b>	<b>827</b>	<b>2,473</b>	<b>1,533</b>	<b>6,010</b>
Jan-16	55	46	317	163	581
Feb-16	239	163	337	233	972
Mar-16	179	93	362	182	816
Apr-16	263	164	529	268	1,224
May-16	264	197	521	381	1,363
Jun-16	177	164	407	306	1,054
<b>TDI</b>	<b>5,213</b>	<b>4,140</b>	<b>5,201</b>	<b>2,393</b>	<b>16,947</b>
Jan-16	741	591	939	521	2,792
Feb-16	748	641	1,094	490	2,973
Mar-16	1,095	979	1,021	413	3,508
Apr-16	712	602	779	273	2,366
May-16	430	301	604	101	1,436
Jun-16	641	316	355	158	1,470
Jul-16	18	5	16	4	43
Sep-16	543	422	126	244	1,335
Oct-16	153	133	172	146	604
Nov-16	132	150	95	43	420
<b>Child Assistant Organisation</b>	<b>158</b>	<b>130</b>	<b>50</b>	<b>56</b>	<b>394</b>
Jun-16	158	130	50	56	394
<b>CRO</b>	<b>17,586</b>	<b>17,409</b>	<b>7,375</b>	<b>9,186</b>	<b>51,556</b>
Feb-16	229	205	263	286	983
Mar-16	444	340	523	468	1,775
Apr-16	465	403	715	582	2,165
May-16	390	455	572	678	2,095
Jun-16	4,997	4,780	1,890	3,125	14,792
Jul-16	7,981	7,993	2,257	2,752	20,983
Aug-16	3,080	3,233	1,155	1,295	8,763
<b>Community in Need Aid (CINA)</b>	<b>1,453</b>	<b>1,196</b>	<b>141</b>	<b>72</b>	<b>2,862</b>
Aug-16	1,453	1,196	141	72	2,862
<b>Total</b>	<b>119,250</b>	<b>104,146</b>	<b>67,806</b>	<b>75,216</b>	<b>366,418</b>



**Chart 2.4: MRE Audiences**



Tab

State	Closed	Open	Total
West Bahr El Ghazal	929	11	940
West Equatoria	905	41	946
Upper Nile	919	29	948
Lakes	237	14	251
North Bahr El Ghazal	247	1	248
Warrap	619	4	623
East Equatoria	2,870	199	3,069
Unity	782	11	794
Jonglei	1,367	107	1,474
Central Equatoria	4,577	281	4,858
<b>Total</b>	<b>13,452</b>	<b>698</b>	<b>14,151</b>

**Table 2.13: Hazard Closed by Year:**

Year	Hazard closed
2004	36
2005	65
2006	182
2007	614
2008	1,466
2009	1,215
2010	1,325
2011	646
2012	1,099
2013	1,520
2014	1,319
2015	1,962
2016	2,003
<b>Total</b>	<b>13,452</b>

**Chart 2.5: Status of Hazard**

